

Value Partners Classic Fund

NAV per unit : Class A USD - USD380.66 | Class B USD - USD165.25 | Class C USD - USD20.67
Fund size : USD918.5 million



★★★★
Morningstar Rating™*
As at 30-09-2024



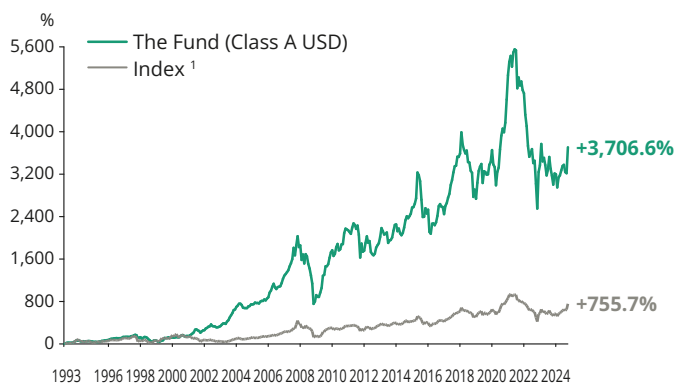
September 2024

- Value Partners Classic Fund (The "Fund") primarily invests in markets of the Asia-Pacific region, with a Greater China focus.
- The Fund invests in China-related companies and emerging markets which involve certain risks not typically associated with investment in more developed markets, such as greater political, tax, economic, foreign exchange, liquidity and regulatory risks.
- The Fund is also subject to concentration risk due to its concentration in Asia-Pacific region, particularly China-related companies. The value of the Fund can be extremely volatile and could go down substantially within a short period of time. It is possible that the entire value of your investment could be lost.
- The Fund may also invest in derivatives which can involve material risks, e.g. counterparty default risk, insolvency or liquidity risk, and may expose the Fund to significant losses.
- In respect of the distribution units for the Fund, the Manager currently intends to make monthly dividend distribution. However, the distribution rate is not guaranteed. Distribution yield is not indicative of the return of the Fund. Distribution may be paid from capital of the Fund. Investors should note that where the payment of distributions are paid out of capital, this represents and amounts to a return or withdrawal of part of the amount you originally invested or capital gains attributable to that and may result in an immediate decrease in the value of units.
- You should not make investment decision on the basis of this material alone. Please read the explanatory memorandum for details and risk factors.

Investment objective

The Fund aims to achieve consistent superior returns through an investment discipline that places emphasis on the fundamental value of potential investments, which the Manager believes are being traded at deep discounts to their intrinsic values. The Fund will concentrate on investing in the markets of the Asia Pacific region (particularly in Greater China region) but without fixed geographical, sectoral or industry weightings.

Performance since launch



Performance update

	Class A USD	Class B USD	Class C USD	Index 1
Year-to-date	+15.4%	+15.0%	+15.0%	+27.6%
One month	+14.8%	+14.7%	+14.7%	+14.4%
One year	+16.4%	+15.8%	+15.8%	+31.4%
Three years	-23.4%	-24.6%	-24.6%	-3.7%
Five years	+15.5%	+12.9%	+12.6%	+30.1%
Total return since launch	+3,706.6%	+1,552.5%	+106.7%	+755.7%
Annualized return since launch [^]	+12.2%	+10.4%	+5.0%	+7.1%

The Fund - Class A USD: Monthly performance

Year	Jan	Feb	Mar	Apr	May	Jun	Jul	Aug	Sep	Oct	Nov	Dec	Annual
2015	+0.3%	+2.4%	+3.7%	+17.1%	-1.5%	-3.5%	-11.0%	-11.6%	+0.2%	+6.5%	-3.8%	+2.9%	-1.5%
2016	-15.9%	-1.5%	+8.7%	+0.2%	-1.4%	+2.4%	+5.0%	+7.4%	+1.4%	-1.8%	-0.2%	-5.0%	-3.2%
2017	+6.1%	+1.9%	+3.7%	+2.6%	+5.7%	+3.0%	+4.5%	+3.5%	+0.3%	+4.9%	-0.1%	+1.8%	+44.9%
2018	+10.8%	-5.7%	-2.5%	-1.8%	+1.5%	-5.8%	-0.2%	-4.4%	-1.1%	-13.7%	+4.8%	-5.8%	-23.1%
2019	+10.6%	+7.2%	+2.4%	+1.5%	-10.3%	+7.1%	-0.5%	-1.5%	+0.3%	+5.5%	+1.4%	+6.4%	+32.4%
2020	-7.3%	-1.3%	-10.0%	+8.2%	+2.4%	+9.9%	+6.9%	+3.4%	-1.7%	+4.4%	+10.2%	+9.7%	+37.6%
2021	+4.9%	+2.1%	-3.7%	+5.1%	+1.0%	-0.3%	-12.7%	+4.1%	-3.0%	+1.6%	-3.2%	-1.3%	-6.6%
2022	-8.3%	-4.9%	-8.9%	-5.4%	+1.7%	+2.3%	-7.0%	+1.3%	-12.2%	-15.0%	+26.0%	+3.9%	-28.1%
2023	+11.5%	-8.5%	+1.9%	-3.8%	-5.7%	+3.2%	+7.2%	-6.1%	-3.9%	-5.2%	+6.8%	-0.4%	-5.0%
2024 (YTD)	-7.5%	+6.2%	+1.2%	+2.8%	+2.5%	+0.6%	-3.9%	-0.6%	+14.8%				+15.4%

^Δ The Fund is one of the eligible collective investment schemes for the purpose of the New Capital Investment Entrant Scheme (New CIES) in Hong Kong with effect from 1 March 2024.

[^] Annualized return is calculated from inception based on published NAV.

Top holdings

Name	Industry ⁵	% ⁶
Tencent Holdings Ltd	Media & entertainment	9.7
Taiwan Semiconductor Manufacturing Co Ltd	Semiconductors & semiconductor equipment	8.7
Meituan	Consumer services	8.2
Xiaomi Corp	Technology, hardware & equipment	6.2
Alibaba Group Holding Ltd	Retailing	6.1
AIA Group Ltd	Insurance	4.4
JD.com Inc	Retailing	3.6
China Merchants Bank Co Ltd	Banks	3.5
Trip.com Group Ltd	Consumer services	3.0
SIIC Environment Holdings Ltd	Utilities	2.7

These securities constitute 56% of the Fund.

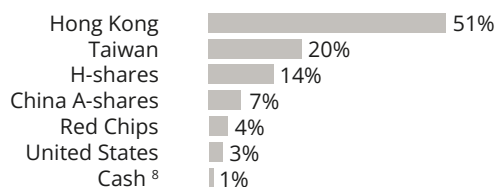
Portfolio characteristics

As at 30 Sep 2024

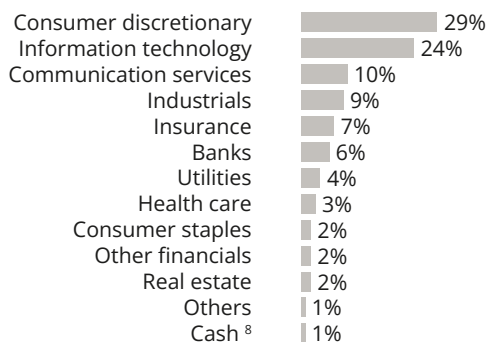
Price/earnings ratio	12.8 times
Price/book ratio	1.8 times
Portfolio yield	2.4%

	Class A USD	Class B USD	Class C USD	Index ¹
Annualized volatility (3 years) ⁷	26.9%	26.9%	26.9%	26.1%

Geographical exposure by listing⁶



Sector exposure^{5, 6}



Fund facts

Manager:	Value Partners Hong Kong Limited
Base currency:	USD
Trustee and Custodian:	HSBC Institutional Trust Services (Asia) Limited
Launch date:	1 Apr 1993
	- Class A USD
	15 May 1996
	- Class B USD
	15 Oct 2009
	- Class C USD
	17 Mar 2014
	- Class C AUD/CAD/NZD Hedged
	28 Oct 2015
	- Class C RMB Hedged
	30 Nov 2015
	- Class C HKD Hedged
	1 Dec 2015
	- Class C RMB
	16 Oct 2017
	- Class C USD/HKD/RMB/RMB Hedged MDis
Dealing frequency:	Daily redemption (Class A & B)
	Daily dealing (Class C)

Class A, B and C are invested in the same fund, Class A and B were no longer issued from 12 Apr 2002 and 15 Oct 2009 respectively. Only Class C is currently available.

Fee structure & Subscription information

	Class A	Class B	Class C
Minimum subscription	Closed	Closed	USD10,000 or equivalent
Minimum subsequent subscription	Nil	Nil	USD5,000 or equivalent
Subscription fee	Closed	Closed	up to 5%
Management fee	0.75% p.a.	1.25% p.a.	1.25% p.a.
Performance fee ⁹	15% of profit (High-on-high principle)		
Redemption fee	Nil		

Senior investment staff

Co-Chairman & Co-Chief Investment Officer: Cheah Cheng Hye

Co-Chief Investment Officer: Louis So

Deputy Chief Investment Officer, Equities: Yu Chen Jun

Senior Investment Directors: Norman Ho, CFA; Renee Hung

Chief Investment Officer, Multi Assets: Kelly Chung, CFA

Investment Directors: Lillian Cao; Luo Jing, CFA; Michelle Yu, CFA

Senior Fund Manager: Frank Tsui, CESA

Fund Managers: Wei Ming Ang, CFA; Van Liu

Key fund and corporate awards



Golden Bull Overseas China Equity Fund (1-Year)¹⁰

~ China Securities Journal, The Overseas Fund Golden Bull Fund Awards 2020 & 2021

Asia ex-Japan Equity House: Best-in-Class¹¹

Greater China Equity House: Outstanding Achiever¹¹

~ Benchmark Fund of the Year Awards 2018, Hong Kong

Offshore China Equity (10-year)¹²

~ Insight & Mandate, Professional Investment Awards 2018

Scan QR code¹³:



Fund documents

Fund notices

Source: Value Partners, HSBC Institutional Trust Services (Asia) Limited, FactSet and Bloomberg, data as at the last valuation date of the month as stated above, unless stated otherwise. Performance is calculated on NAV to NAV in base currency with dividend reinvested and net of fees. All indices are for reference only. Our portfolio disclosure policy can be obtained from the Investment Manager upon request to email fig@vp.com.hk.

* © Morningstar 2024. All Rights Reserved. The information contained herein: (1) is proprietary to Morningstar and/or its content providers; (2) may not be copied or distributed; and (3) is not warranted to be accurate, complete or timely. Neither Morningstar nor its content providers are responsible for any damages or losses arising from any use of this information. **1.** Index refers to Hang Seng Index (Price Return) since fund inception till 31 Dec 2004, thereafter it is the Hang Seng Index (Total Return) up to 30 Sep 2017; Hang Seng Index (Total Return) includes dividend reinvestment whereas Hang Seng Index (Price Return) does not take into account reinvestment of dividends. With effect from 1 Oct 2017, it is the MSCI Golden Dragon Index (Total Net Return), which takes into account dividend reinvestment after deduction of withholding tax. **2.** Each hedged share class will hedge the Fund's base currency back to its currency of denomination on a best efforts basis. However, the volatility of the hedged classes measured in the Fund's base currency may be higher than that of the equivalent class denominated in the Fund's base currency. The hedged classes may be suitable for investors who wish to reduce the impact of changes in exchange rates between their local currency and the Fund's base currency. **3.** Investors should note that the base currency of Class "C" is in USD. The HKD is for reference only and should not be used for subscription or redemption purpose. Conversion to the base currency of Class "C" will normally take place at the prevailing rate (as determined by the Fund's Trustee or Custodian) on the corresponding fund dealing day. Investor should be aware of possible risks resulting from fluctuations of exchange rates against USD. **4.** As dividends may be paid out from capital, this may result in an immediate decrease in the NAV per share/unit and may reduce the capital available for the Fund for future investment and capital growth. Distributions are not guaranteed and may fluctuate. Past distributions are not necessarily indicative of future trends, which may be lower. Distribution payouts and its frequency are determined by the manager. The payment of distributions should not be confused with the Fund's performance, rate of return or yield. Positive distribution yield does not imply positive return. Annualized yield of MDis Class is calculated as follows: (Latest dividend amount/NAV as at ex-dividend date) x 12. Please refer to the offering document further details including the distribution policy. **5.** Classification is based on Global Industry Classification Standard (GICS). **6.** Exposure refers to net exposure (long exposure minus short exposure). Derivatives e.g. index futures are calculated based on P/L instead of notional exposure. **7.** Volatility is a measure of the theoretical risk in terms of standard deviation, based on monthly return over the past 3 years. **8.** Cash includes receivables and payables (except cash for collaterals and margins). **9.** Performance fee will only be charged if at the end of the financial year the NAV (before deduction of performance fee and relevant distributions) exceeds the "high watermark", which is the all-time year-end high of the Fund's NAV for the accumulation classes (and dividend adjusted equivalent for distribution paying classes). If in any one year, the Fund suffers a loss, no performance fee can be charged in subsequent years until the loss is recovered fully (the high-on-high principle). **10.** The award is presented to fund products, fund management institutions, and related fund managers who have raised capital from both public and private overseas sectors. The award honors the long-term and stable performance profitability of institutions and fund managers, while also taking into account the fund performance and risk management capability of fund institutions and fund managers in the medium to long-term (one to three years). **11.** The award reflects performance up to 30 Sep 2018. **12.** The award reflects performance up to 31 Dec 2017. **13.** For Hong Kong investors only.

Investors should note investment involves risk. The price of units may go down as well as up and past performance is not indicative of future results. Investors should read the explanatory memorandum for details and risk factors in particular those associated with investment in emerging markets. Information in this report has been obtained from sources believed to be reliable but Value Partners Hong Kong Limited does not guarantee the accuracy or completeness of the information provided by third parties. Investors should seek advice from a financial adviser before making any investment. In the event that you choose not to do so, you should consider whether the investment selected is suitable for you.

For Singapore investors: The Fund is registered as a restricted foreign scheme in Singapore and will only be distributed to (i) institutional investors and (ii) accredited investors and certain other persons in Singapore in accordance with section 304 and 305 of the Securities and Futures Act. Value Partners Asset Management Singapore Pte Ltd, Singapore Company Registration No. 200808225G. This advertisement has not been reviewed by the Monetary Authority of Singapore.

For UK investors: This material is being issued in the United Kingdom by Value Partners Hong Kong Limited to and/or is directed only at persons who are professional investors for the purposes of the Alternative Investment Fund Managers Regulations 2013 and is accordingly exempt from the financial promotion restriction in Section 21 of the Financial Services and Markets Act 2000 ("FSMA") in accordance with article 29(3) of the FSMA (Financial Promotions) Order 2005. The opportunity to invest in the Fund is only available to such persons in the United Kingdom and this material must not be relied upon by any other persons in the United Kingdom.

This document has not been reviewed by the Securities and Futures Commission of Hong Kong. Issuer: Value Partners Hong Kong Limited.