

Value Partners Greater China High Yield Income Fund



NAV per unit : Class P USD Acc - USD10.60 | Class P USD MDis - USD3.23
Fund size : USD447.1 million

★★★★★
Morningstar Rating™*
As at 31-01-2025

CIES Eligible[△]

January 2025

- Value Partners Greater China High Yield Income Fund (the "Fund") primarily invests in a portfolio of fixed and floating rate bonds and other debt securities, including convertible bonds, in the Greater China region.
- The Fund may invest in high yielding securities which may be unrated or below investment grade and debt securities issued by special purpose vehicles. The Fund is therefore exposed to higher credit/insolvency risk and default risk.
- The Fund primarily invests in the Greater China region and therefore is subject to emerging market and concentration risks. Generally, investments in emerging markets are more volatile than investments in developed markets due to additional risks relating to political, social, economic and regulatory uncertainty. Adverse development in such region may affect the value of the underlying securities in which the Fund invests.
- In respect of the distribution shares for the Fund, the Manager currently intends to make monthly dividend distribution. However, the distribution rate is not guaranteed. Distribution yield is not indicative of the return of the Fund. Distribution may be paid from capital of the Fund. Investors should note that where the payment of distributions are paid out of capital, this represents and amounts to a return or withdrawal of part of the amount you originally invested or capital gains attributable to that and may result in an immediate decrease of the net asset value per share of the Fund.
- The Fund may also invest in derivatives which can involve material risks, e.g. counterparty default risk, insolvency or liquidity risk, and may expose the Fund to significant losses.
- You should not make investment decision on the basis of this marketing material alone. Please read the explanatory memorandum for details and risk factors.

Investment objective

The Fund aims to provide capital appreciation by primarily investing in Greater China debt securities, including but not limited to high yield, convertible and mainland Chinese offshore bonds.

Commentary

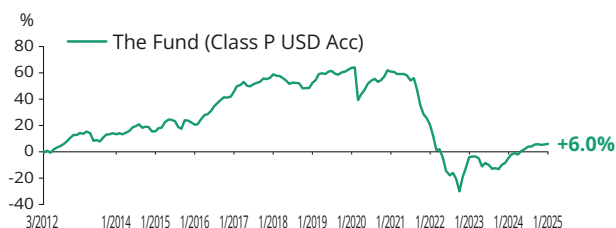
Portfolio Review:

The Asian credit market started the year with a stable tone, despite a new Trump administration whose trade and foreign policies may have a profound impact on global markets and geopolitics. US Treasury yield, although volatile during the month, settled down on a lower level after the FOMC meeting which did not deliver a rate cut. For the month, both investment-grade and high-yield markets delivered slight positive performance, with interest rate sensitive investment grade issues outperformed. Our portfolio currently has a defensive posture and was little changed as we look for clues of the new US administration.

Outlook:

Firstly, we anticipate a heightened level of market volatility due to unpredictable US trade and foreign policies, in particular to China. Secondly, US inflation outlook has become less clear given the potential inflationary nature of the new Trump administration. Last, but not least, China's domestic policies to support growth, to stabilize the property sector and to promote domestic consumption continue to be the key drivers of performance of the entire Asian market.

Performance since launch



Performance update

	Class P USD Acc	Class A RMB Hedged Acc
Year-to-date	+0.4%	+0.3%
One month	+0.4%	+0.3%
One year	+11.3%	+8.2%
Three years	-12.3%	-17.3%
Five years	-35.4%	-36.4%
Total return since launch	+6.0%	-5.1%
Annualized return since launch [△]	+0.5%	-0.5%

The Fund - Class P USD Acc: Monthly performance

Year	Jan	Feb	Mar	Apr	May	Jun	Jul	Aug	Sep	Oct	Nov	Dec	Annual
2016	-1.5%	+0.2%	+3.6%	+2.2%	+0.6%	+1.8%	+2.9%	+1.8%	+1.6%	+1.5%	-0.2%	+0.6%	+15.9%
2017	+2.8%	+2.6%	+0.7%	+1.6%	-1.9%	-0.3%	+0.9%	+0.7%	+0.7%	+1.7%	-0.4%	+0.6%	+10.1%
2018	+1.8%	-0.6%	-0.3%	-1.0%	-1.2%	-1.7%	+0.7%	-0.2%	-0.2%	-2.5%	+0.1%	+0.1%	-4.9%
2019	+2.5%	+1.5%	+3.0%	+0.3%	-0.4%	+1.1%	+0.4%	-1.4%	-0.4%	+1.1%	+0.4%	+0.9%	+9.4%
2020	+0.8%	+0.2%	-15.1%	+3.2%	+2.1%	+3.2%	+1.5%	+1.0%	-1.3%	+0.7%	+1.9%	+3.0%	-0.3%
2021	-0.7%	-0.1%	-1.0%	+0.0%	+0.1%	-0.7%	-2.4%	+1.1%	-5.6%	-8.1%	-4.9%	-2.3%	-22.5%
2022	-4.0%	-7.2%	-9.5%	+0.6%	-6.3%	-10.5%	-4.2%	+2.3%	-5.7%	-11.9%	+15.9%	+8.7%	-30.2%
2023	+9.2%	+0.5%	+0.0%	-1.2%	-6.7%	+3.0%	-1.6%	-3.3%	+0.6%	-0.7%	+3.9%	+1.4%	+4.3%
2024	+3.9%	+2.8%	+1.1%	-0.9%	+3.0%	+1.3%	+1.6%	+0.0%	+1.6%	+0.3%	-0.7%	+0.4%	+15.3%
2025 (YTD)	+0.4%												+0.4%

[△] The Fund is one of the eligible collective investment schemes for the purpose of the New Capital Investment Entrant Scheme (New CIES) in Hong Kong with effect from 1 March 2024.

[△] Annualized return is calculated from inception based on published NAV.

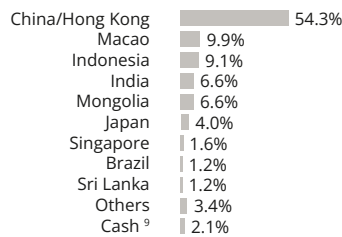
Top holdings ³

Name	Sector ⁴	Country / region	
Mongolian Mining Corp/ Energy Resources LLC 12.5% 09/13/2026	Materials	Mongolia	3.5
Wynn Macau Ltd 5.625% 08/26/2028	Consumer services	Macao	3.1
Kawasan Industri Jababeka Tbk PT 7.5% 12/15/2027	Real estate	Indonesia	3.1
Studio City Co Ltd 7% 02/15/2027	Consumer services	Macao	2.7
Sammaan Capital Ltd 9.7% 07/03/2027	Diversified financials	India	2.5
China Oil & Gas Group Ltd 4.7% 06/30/2026	Utilities	China/Hong Kong	2.4
PCPD Capital Ltd 5.125% 06/18/2026	Real estate	China/Hong Kong	2.3
Mongolian Mortgage Corp Hfc LLC 11.5% 01/18/2027	Diversified financials	Mongolia	2.1
GLP China Holdings Ltd 2.95% 03/29/2026	Real estate	China/Hong Kong	2.1
FEC Finance Ltd 7.375% PERP	Real estate	China/Hong Kong	2.0

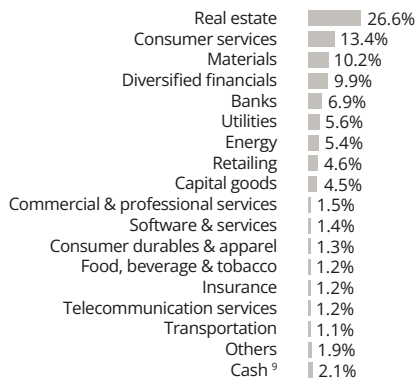
Portfolio characteristics

	Class P USD Acc	Class A RMB Hedged Acc
Annualized volatility (3 years) ⁵	18.8%	18.4%
Weighted modified duration ⁶	2.8 years	
Yield to worst ⁷	11.4%	
Number of bond issuers	99	

Geographical exposure ⁸



Sector exposure ^{4, 8}



Credit ratings ¹⁰

AA	0.1%	Investment grade	12.3%
A	2.5%	High yield	59.9%
BBB	9.7%	Average credit rating ¹¹	BB
BB	29.8%		
B & Below	30.1%		
Non-Rated	25.7%		
Cash ⁹	2.1%		

Currency breakdown



Fund facts

Manager: Value Partners Hong Kong Limited
 Base currency: USD
 Administrator: HSBC Trustee (Cayman) Limited
 Custodian: HSBC Institutional Trust Services (Asia) Limited
 Launch date: 27 Mar 2012
 – Class P USD/HKD Acc & MDIs 23 Sep 2013
 – Class A AUD/CAD/NZD Hedged MDIs 26 Sep 2014
 – Class P SGD Hedged MDIs 5 Feb 2015
 – Class A EUR Hedged MDIs 14 Apr 2015
 – Class A GBP Hedged MDIs 16 Jul 2018
 – Class A EUR Hedged Acc 11 Apr 2022
 – Class A RMB Hedged Acc & MDIs
 – Class A RMB MDIs

Dealing frequency: Daily

Fee structure & Subscription information

	Class A and Class P	Class A RMB
Minimum subscription	HK\$80,000/USD10,000 or equivalent	RMB60,000
Minimum subsequent subscription	HK\$40,000/USD5,000 or equivalent	RMB30,000
Subscription fee	Up to 5.0%	
Management fee	1.5% p.a.	
Performance fee	Nil	

Senior investment staff

Chief Investment Officer: Louis So
Senior Investment Directors: Norman Ho, CFA; Renee Hung
Fixed income investment team:
Chief Investment Officer, Fixed Income: Gordon Ip, CFA
Head of Credit Research & Strategy: Anna Ho
Senior Fund Manager: Danielle Li

Key awards



Top Investment House in G3 Bonds (Asset Managers category) ¹²
 ~ The Asset Benchmark Research Awards 2024

Best Fund Provider – High Yield Bond ¹³
 ~ Asian Private Banker Asset Management Awards for Excellence 2021

Best Total Return – Greater China Fixed Income (5-Year, Winner) ¹⁴
 ~ HKCAMA & Bloomberg, Offshore China Fund Awards 2020

Best USD High Yield (5-Year) ¹⁵
 ~ Refinitiv, Lipper Fund Awards 2020 (Hong Kong)

Scan QR code ¹⁶:



Fund documents Fund notices

Source: HSBC Institutional Trust Services (Asia) Limited and Bloomberg, data as at the last valuation date of the month as stated above, unless stated otherwise. Performance is calculated on NAV to NAV in respective currencies with dividend reinvested and net of fees. All indices are for reference only. Our portfolio disclosure policy can be obtained from the Investment Manager upon request to email jis@vp.com.hk.
 * © Morningstar 2025. All Rights Reserved. The information contained herein: (1) is proprietary to Morningstar and/or its content providers; (2) may not be copied or distributed; and (3) is not warranted to be accurate, complete or timely. Neither Morningstar nor its content providers are responsible for any damages or losses arising from any use of this information. 1. Each hedged share class will hedge the Fund's base currency back to its currency of denomination on a best efforts basis. However, the volatility of the hedged classes measured in the Fund's base currency may be higher than that of the equivalent class denominated in the Fund's base currency. The hedged classes may be suitable for investors who wish to reduce the impact of changes in exchange rates between their local currency and the Fund's base currency. 2. As dividends may be paid out from capital, this may result in an immediate decrease in the NAV per share/unit and may reduce the capital available for the Fund for future investment and capital growth. Distributions are not guaranteed and may fluctuate. Past distributions are not necessarily indicative of future trends, which may be lower. Distribution payouts and its frequency are determined by the manager. The payment of distributions should not be confused with the Fund's performance, rate of return or yield. Positive distribution yield does not imply positive return. Annualized yield of MDIs Class is calculated as follows: (Latest dividend amount/NAV as at ex-dividend date) x 12. Please refer to the offering document for further details including the distribution policy. 3. Only debt securities including convertible bonds are stated in the top holdings table. 4. Classification is based on Global Industry Classification Standard (GICS). 5. Volatility is a measure of the theoretical risk in terms of standard deviation, based on monthly return over the past 3 years. 6. The weighted modified duration represents the average modified duration of the portfolio of the underlying bonds weighted by reference to their market value. 7. Investors should note that the yield to worst figure is for reference only and does not represent the actual performance of the Fund or the dividend yield received by investors. A positive yield does not imply a positive return. 8. Exposure refers to net exposure (long exposure minus short exposure). Derivatives e.g. index futures are calculated based on P/L instead of notional exposure. 9. Cash includes receivables and payables (except cash) for collateral and margins. 10. The highest credit rating assigned by one of the three major external agencies (S&P, Moody's or Fitch) will be used for fixed income securities. Issuer rating may be used for unrated securities. 11. The weighted average credit rating is derived by taking the weighted average of the credit rating for each underlying bond in the portfolio. Issuer rating may be used for unrated securities. The average credit rating is determined by assigning a sequential integer to all credit ratings from AAA (highest) to D (lowest), taking a simple, asset-weighted average of debt holdings by market value and rounding to the nearest rating. As the risk of default increases disproportionately as a bond's rating decreases, the simple weighted average of credit ratings is not a statistical measurement of the portfolio's default risk. 12. Asset Benchmark Research ranks the top investment houses in G3 bonds based on the number of votes won by their Astute Investors. The top-ranked house has garnered the most votes for Astute Investors and so on. All votes are also subject to a weighting methodology. The top-ranked houses by institution type are announced in The Asset magazine and on TheAsset.com. 13. The assessment of each award category is based on 3 weighted criteria, and one weighted criterion based on feedback from private banking fund selectors. The weightings includes product performance (30%), asset gathering (20%), service competency/quality (20%) and fund selector feedback (30%). 14. The awards recognize the top performing Greater China Fixed Income funds issued by CAMAHK members with at least 1 year of historical performance as of 30 Sep 2020. The Best Total Return calculation methodology, Bloomberg calculated the customized 1 year, 3 years and 5 years total return using Bloomberg calcroute file "RT095-Custom Total Return Holding Period". 15. The award reflects performance up to 31 Dec 2019. 16. For Hong Kong investors only.
 The views expressed are the views of Value Partners Hong Kong Limited ("VPHK") only and are subject to change based on market and other conditions. The information provided does not constitute investment advice and it should not be relied on as such. All materials have been obtained from sources believed to be reliable, but their accuracy is not guaranteed. This material contains certain statements that may be deemed forward-looking statements. Please note that any such statements are not guarantees of any future performance and actual results or developments may differ materially from those projected.
 Investors should note investment involves risk and past performance is not indicative of future results. Investors should refer to the explanatory memorandum for details and risk factors in particular those associated with investment in greater China markets in the Asian region, non-investment grade and unrated debt securities and debt securities issued by special purpose vehicles. Investors should seek advice from a financial adviser before making any investment. In the event that you choose not to do so, you should consider whether the investment selected is suitable for you.
 For Singapore investors: The Fund is registered as a restricted foreign scheme in Singapore, and will only be distributed to (i) institutional investors and (ii) accredited investors, and certain other persons in Singapore in accordance with section 304 and 305 of the Securities and Futures Act. Value Partners Asset Management Singapore Pte Ltd, Singapore Company Registration No. 200808225G. This advertisement has not been reviewed by the Monetary Authority of Singapore.
 This document has not been reviewed by the Securities and Futures Commission of Hong Kong. Issuer: Value Partners Hong Kong Limited.